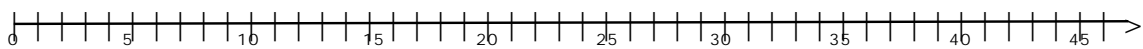


A number line is an example of a visual model.
 A number line can show number relationships and number operations.
 A good number line presents information clearly to the reader.

- A good number line has three properties:
- 1 - an origin - a reference point or starting point
 - 2 - a uniform scale or standard unit
 - 3 - agreement on order or direction

The number line below satisfies the three properties.



- 1 - Zero is the starting point.
- 2 - The vertical marks are called tick marks. The numeric labels indicate the number values corresponding to the tick marks. The space between any two adjacent vertical marks represents a difference of one unit.
- 3 - Number values become larger as you move to the right on the line. Number values become smaller as you move to the left on the line. The arrow -> indicates that the number line and number values continue.

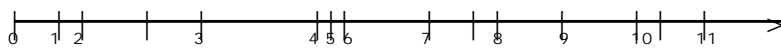
1. This number line also satisfies the three properties.



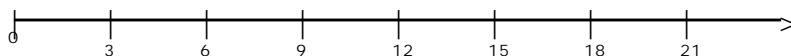
The reference or starting point is _____

The space between any two adjacent tick marks represents _____ units.

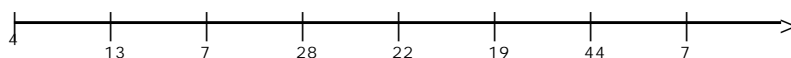
2. Decide whether each number line is a good visual model. Indicate your response by choosing Y or N .



Y N



Y N



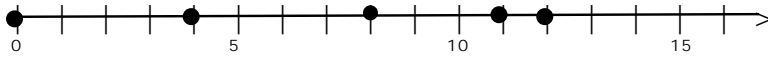
Y N



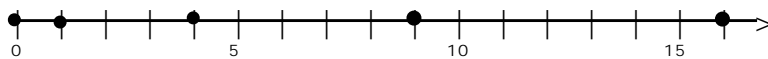
Y N

A number line can be used to show one or more selected number values. Each selected number is indicated with a ● at the corresponding position. The ● is the graph of the number. The resulting picture is called a number line graph.

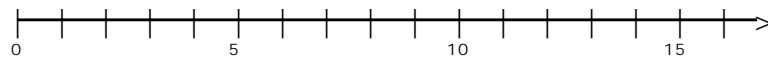
The number line below shows the graph of the numbers 0, 4, 8, 11 and 12.



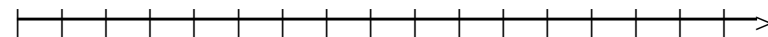
3. List the numbers graphed on this number line.



4. On this number line show the graphs of 1, 3, 5, 7, 9, 11, 13 and 15.



5. Label this number line and show the graphs of 0, 4, 8, 12 and 16



6. Label this number line and graph 110, 125, 103, 118 and 130



7. Choose five counting numbers less than 30. _____

Construct a number line model, label it properly and graph your five numbers.
