

# Group 5

## Strategies that Work

Amy, Renee, Marc,  
and Leigh


# Strategies


- Clock Buddies
- Round Table
- 6 Thinking feeling hats
- 3-2-1
- Think-Pair Share
- Carousel Brainstorm
- Jig saw



# Clock Buddies


- Quick easy way to create pairs for partnered activities while avoiding kids always having the same partners.
- Each student has their own copy of a clock buddy sheet.
- Teacher designates the buddy by saying the time (e.g. 4:00)







# Round Tables

- Brainstorming ideas, possible answers to a question, or creating a group of questions.
- Steps
  - Teacher gives a question that has numerous answers
  - In groups: learners take turns adding their ideas as the paper is passed to the left.
  - Students may pass at any time
  - Group stops when time is up and discusses the list of ideas
  - Ideas are shared as a class.











# 6 Thinking and feeling hats

- Simple, effective, parallel thinking process that helps students be more productive, focused and mindfully involved.
- Learn how to separate thinking into 6 valuable functions and roles.



# Hats!

-  (Observer) focuses on information available
-  (Self, other) Presents views with out information
-  (Self, Other) Judgmental, logical, negative view
-  (Self, Other) Sunshine, logical, positive view
-  (Self, Other) Creative thinking, vegetation
-  (Observer)Cool, control of progress



# 3-2-1

- summarize key ideas, rethink them to focus on the ones that most intrigued them, and then pose a question that can reveal where their understanding is still unclear



3

You found out

2

Interesting facts

1


Question you still have





# References

<http://readingquest.org/strat/>



The End  
Hope you learned a lot!

